

Der zukünftige Stellenwert von IT in der Klinik

André Neu
Director European Imaging

20. Juni 2015



Aktuelle Schwerpunkte



(IT-) Kosten reduzieren




Fokus auf administrative Prozesse



Finanzierung

Email: Suchen vs. Einsortieren



Email in Ordner einsortieren

10% der Zeit mit Einordnen verbracht

Neuer Ordner alle 5 Tage

Gleiche Erfolgsquote beim Suchen (88%)

10% längere Suche

„Am I wasting my time organizing email? A study of email refinding“: S. Whittaker, T. Matthews, J. Cerruti, H., Badenes, J. Tang, 2011

Warfarin Dosierung

Indikationen

- Mechanische Herzklappen
- Biologische Herzklappen
- Vorhofflimmern
- Langzeitbehandlung der tiefen Venenthrombose (DVT)
- Lungenembolie
- Myokardinfarkt

Einflüsse

- Alter
- BMI
- Geschlecht
- VKORC1-Gen
- Polymorphismen eines Cytochrom

Tag / INR	2	3	4	5	6
<1,5	2	2	2,5	3	3
1,5-1,7	1,5	2	2,5	3	3
1,8-2,0	1	1	1,5	1,5	1,5
2,1-2,5	1	1	1	1	1
2,6-3,0	0,5	0,5	0,5	0,5	0,5
>3,0	0	0	0,25	0,25	0,25

HIV Genotypisierung



„HIV genotypic resistance testing to optimize antiretroviral prescribing: is there room for improvement?“

Jonathan Uy; John T Brooks, Rose Baker, Mark Hoffman, Anne Moorman, Richard Novak and the HOPS investigators

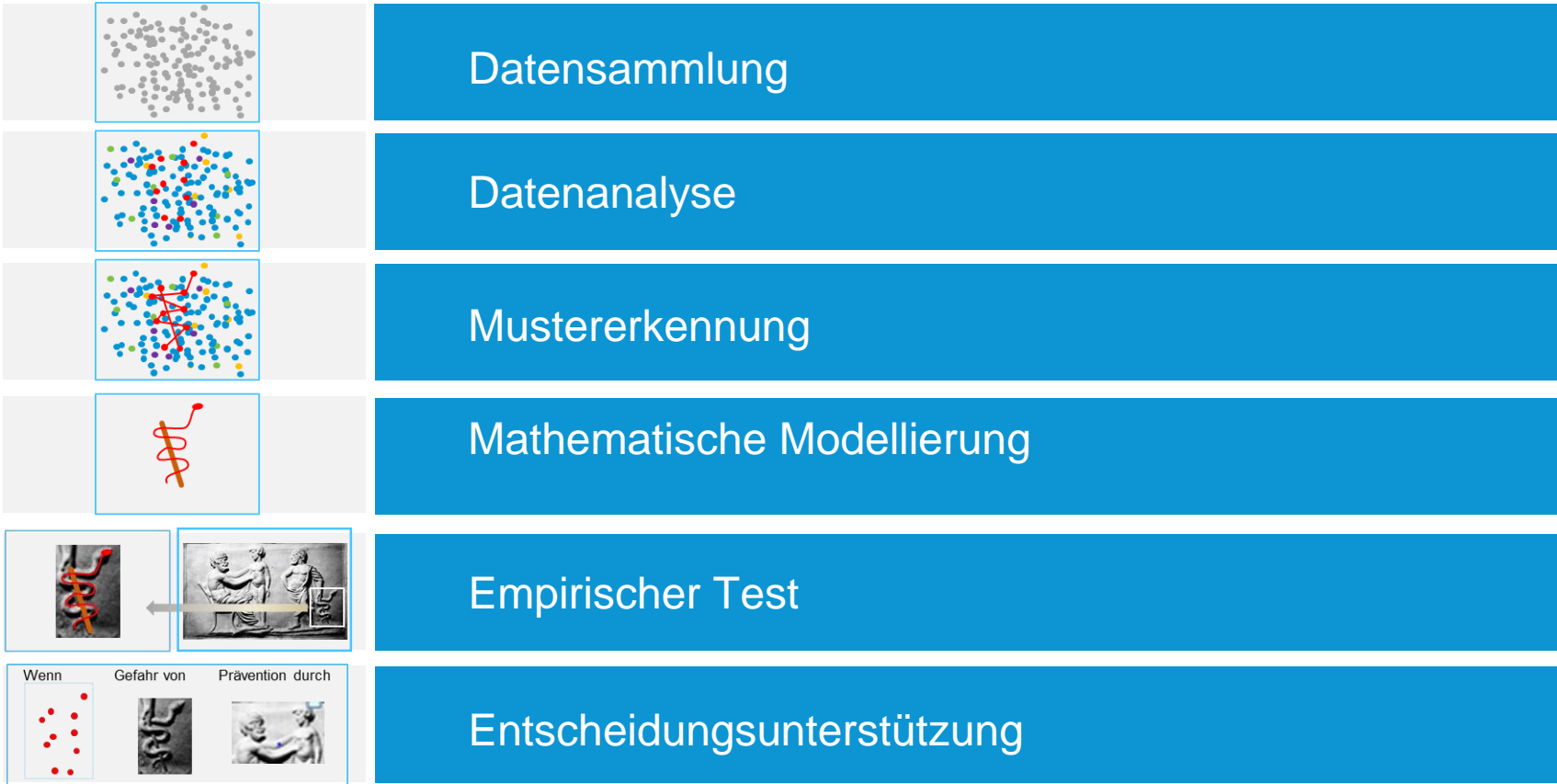
Grenzen der genetischen Analyse



„Predicting human height by Victorian and genomic methods“

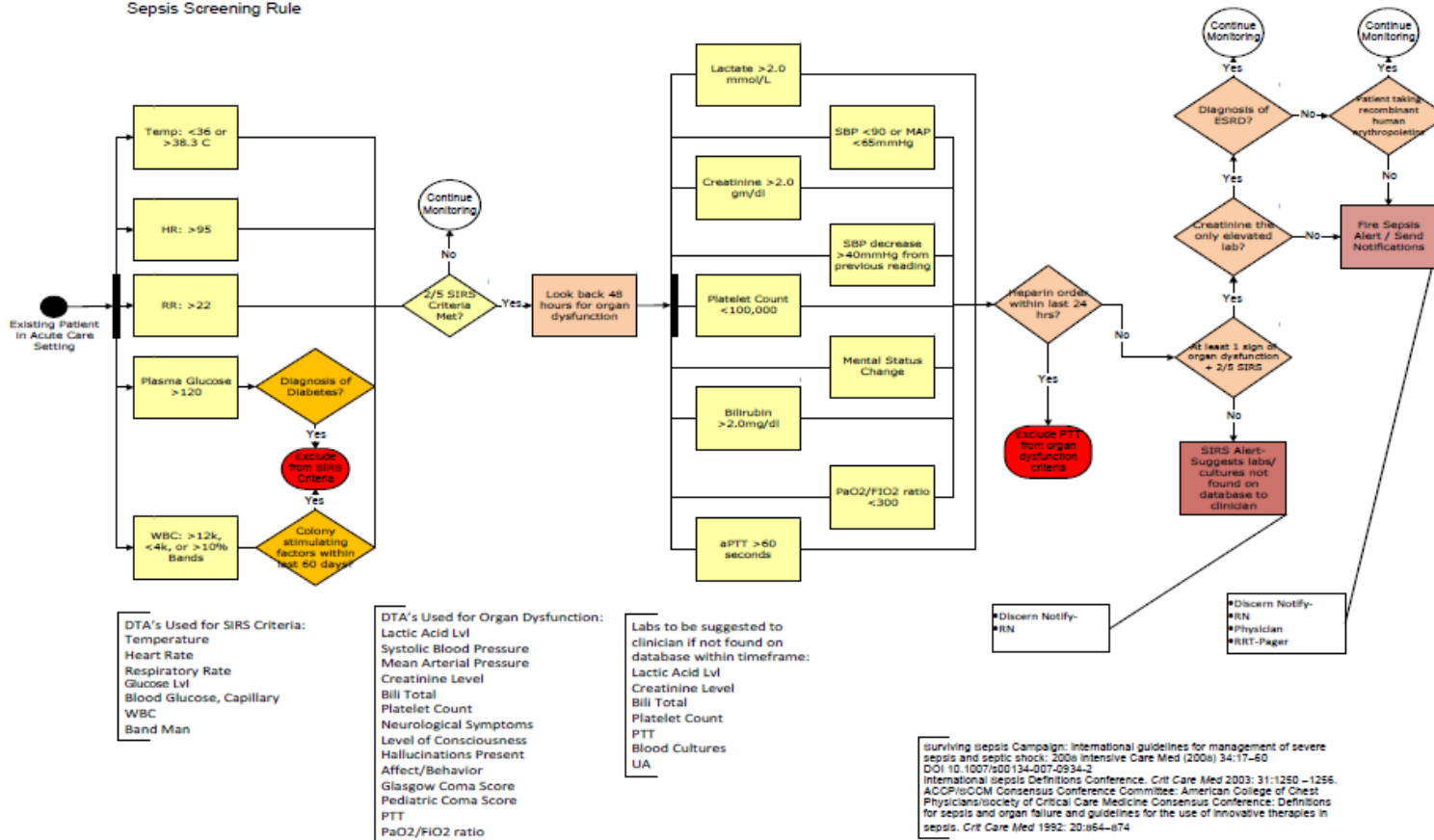
Yurii S Aulchenko, Maksim V struchalin, Nadezhda M Belonogova, Tatiana I Axenovich, Michael N Weedon, Albert Hofmann, Andre G Uitterlinden, Manfred Kayser, Ben A Oostra, Cornelia M van Duijn, A Cecile JW Janssens and Pavel M Borodin

Big Data in der Klinik



Sepsis

Sepsis Screening Rule



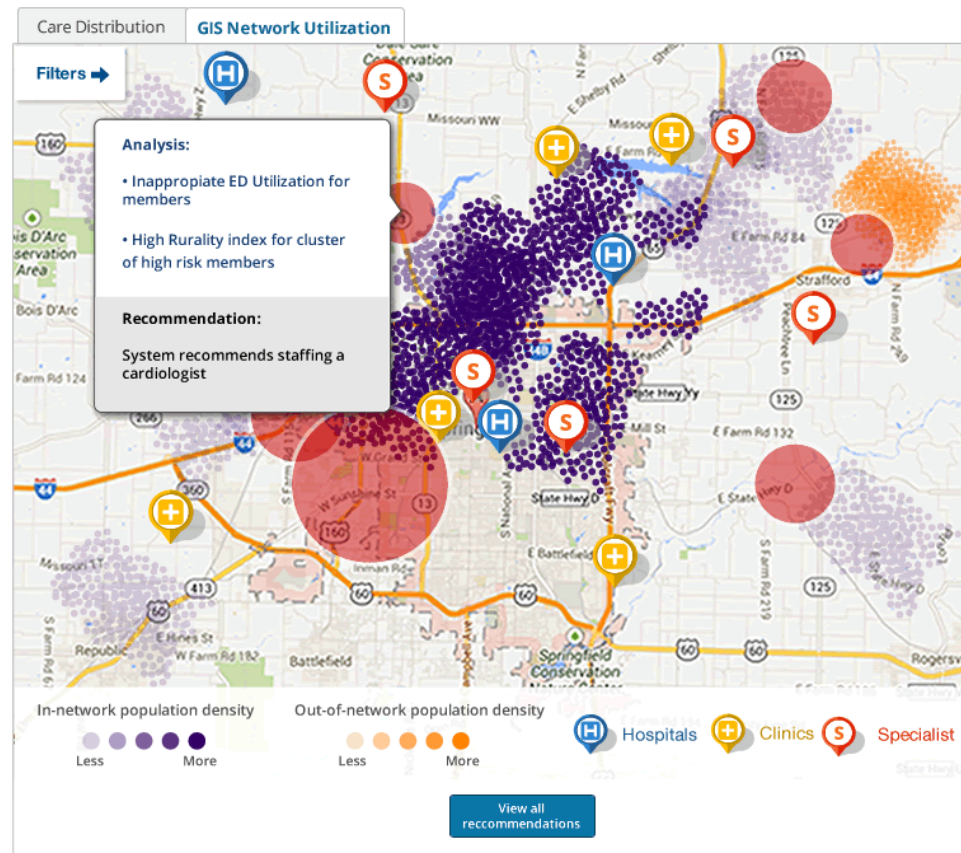
Versorgungssteuerung

Baseline Health's Provider Network

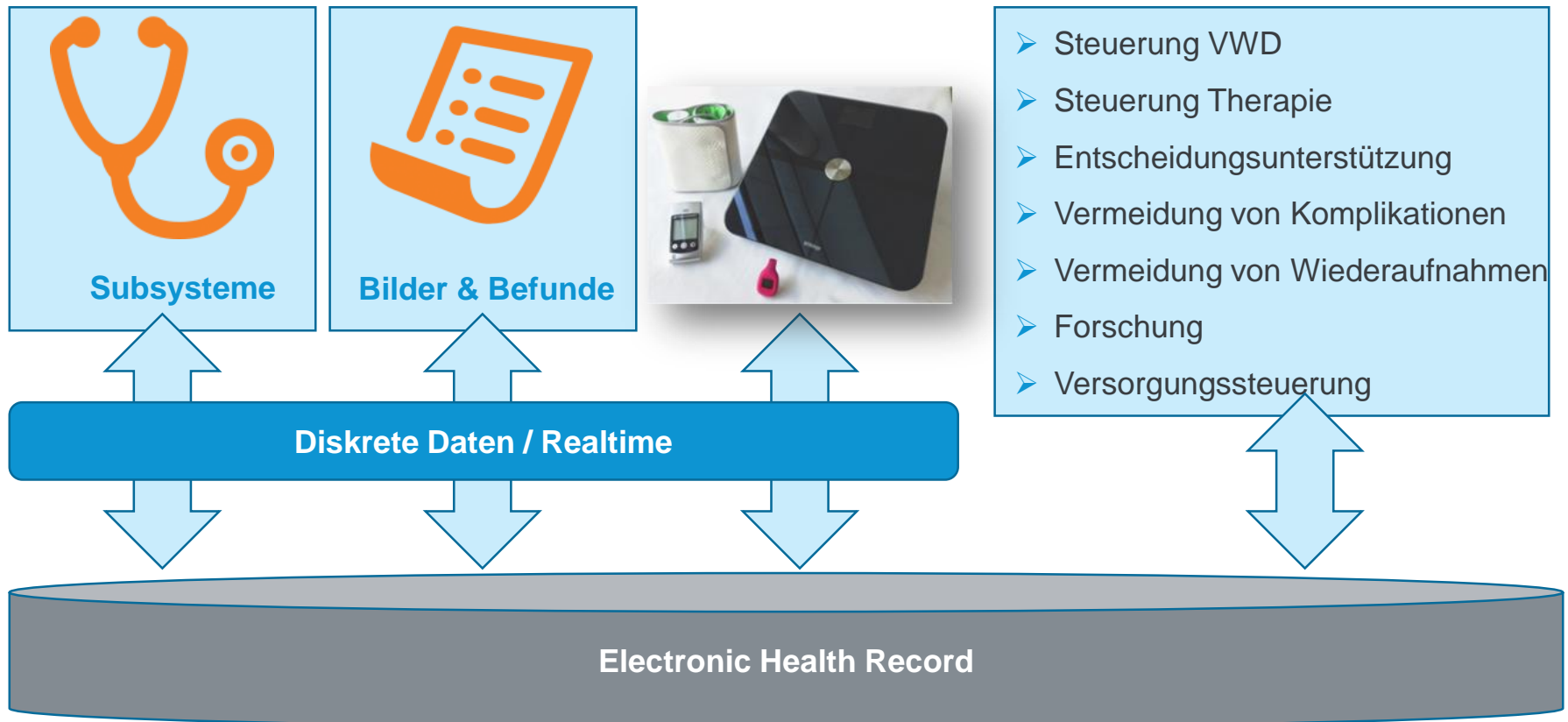
Physician Type	Number of Visits	Utilization Rate	Post-Shift Utilization Rate
Prescription Medicine	277,977	88%	95%
eVisit	547	88%	90%
Primary Care	433,750	78%	80%
Retail Clinic	65,655	83%	86%
Specialist	1,355,468	105%	89%
Ambulatory Surgery	30,362	82%	82%
Urgent Care Center	36,110	85%	85%
Emergency Department	213,957	100%	97%
Inpatient Admissions	48,831	86%	87%
Outpatient Services	20,928	85%	85%
Long Term	323	85%	85%
Home Health	12,593	82%	84%
Nursing Home	2,359	101%	96%

Key Performance Indicators for Contracted Population

Statistics	Average	Nat'l Avg Benchmark
Admit/1,000	135	114
ED/1,000	445	428
Length of Stay	4.7	4.8
30 Day	21.1%	19.1%



Infrastruktur der Zukunft



Fragen...?



andre.neu@cerner.com